

# PRODUCT DATA SHEET

Burlington®

PRODUCT CODE  
FC2BM

RANGE  
Furniture

DESCRIPTION  
Door Unit Left End Round Corner Matt Black

WEBSITE LINK [Click Here](#)



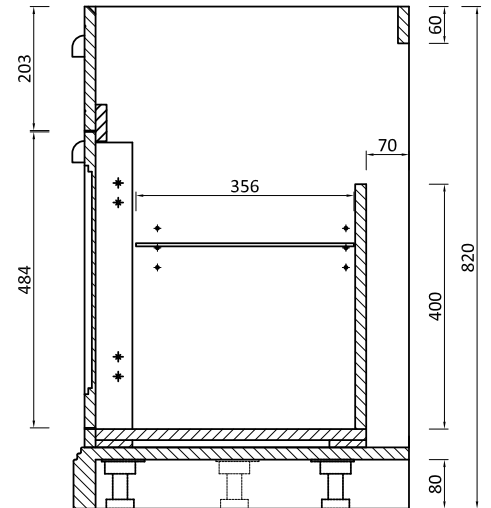
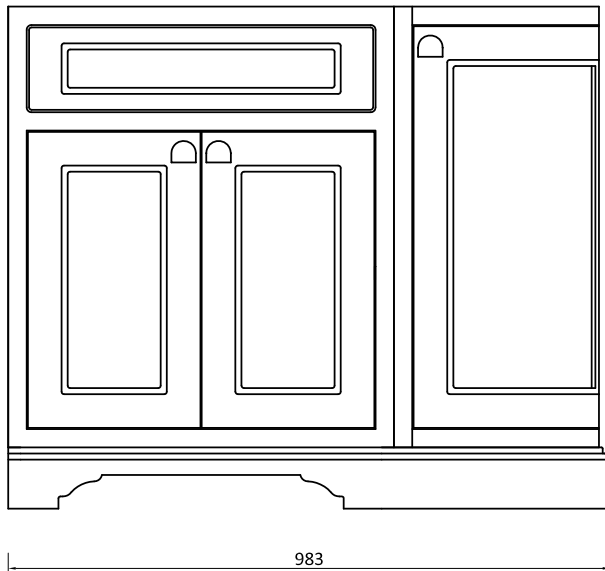
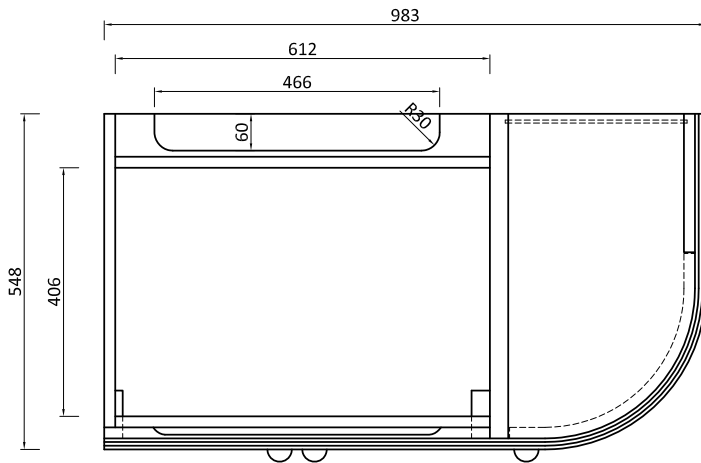
CATEGORY	Furniture
WARRANTY DETAILS	10 Years
COLOUR	Matt Black
FINISH APPLICATION	Lacquered
PRIMARY MATERIAL	MDF
INSTALL TYPE	Floor Standing
PRODUCT WIDTH MM	983
PRODUCT HEIGHT MM	820
PRODUCT DEPTH MM	548
PRODUCT NET WEIGHT KG	52.5

DRAWER BOX	MDF
DRAWER RUNNERS	Soft Close Hinge
DRAWER ADJUSTMENT	2 way adjustment
WALL HANGERS	Yes
ADJUSTABLE FEET	Yes
DRAWER CAPACITY	15kgs

## TECHNICAL DIMENSIONS

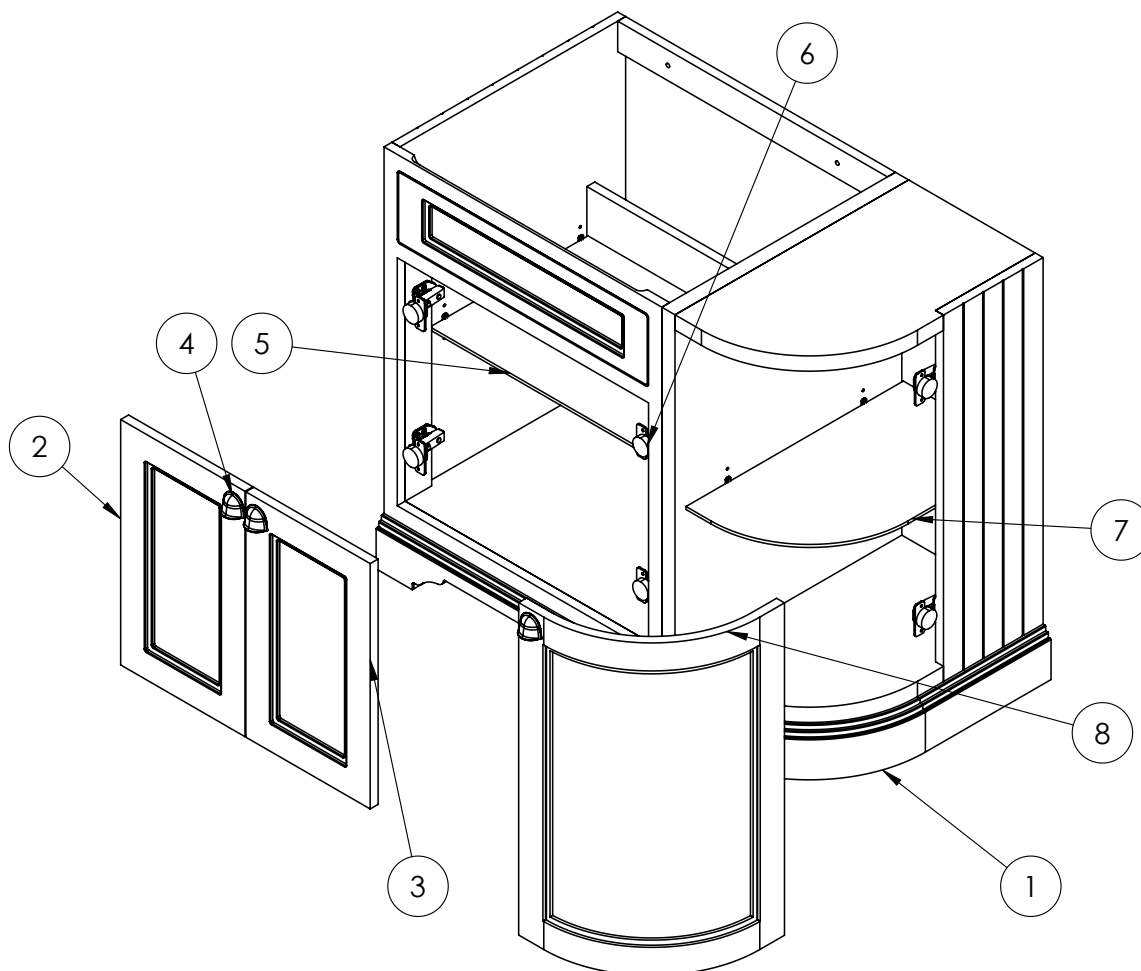
Dimensions in mm unless otherwise specified.

Tolerances (per material type) apply.



## SPARES LIST

Only the parts labelled are available as spares.



NUMBER	PART CODE	DESCRIPTION
1	P100LBM	Plinth for Freestanding 100 Curved Corner Vanity Unit Left Hand Matt Black
2	SPFF8DP_BM_LH	Door Panel LH for FF8, FC9, FC1, FC2, FC3 Matt Black
3	SPFF8DP_BM_RH	Door Panel RH for FF8, FC9, FC1, FC2, FC3 Matt Black
4	SP653	1x handle 2x screws 2x washers Burling
5	SP993	GLASS SHELF FIXINGS CURVED UNITS
6	SP949	Burlington spare furniture hinges (Pair)
7	SP763	Burlington curved glass shelf for FC1/2/
8	SPFC1CP_BM_RH	Curve Door RH for FC1, FC2, FC5 Matt Black