

PRODUCT DATA SHEET

Burlington®

PRODUCT CODE
CQHDSC0800

RANGE
Classique

DESCRIPTION
Classique Hinged Door 800 Chrome



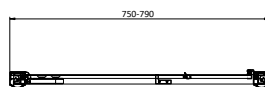
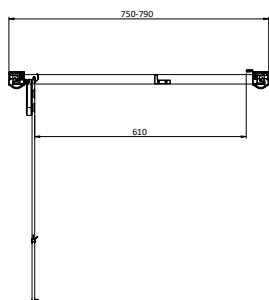
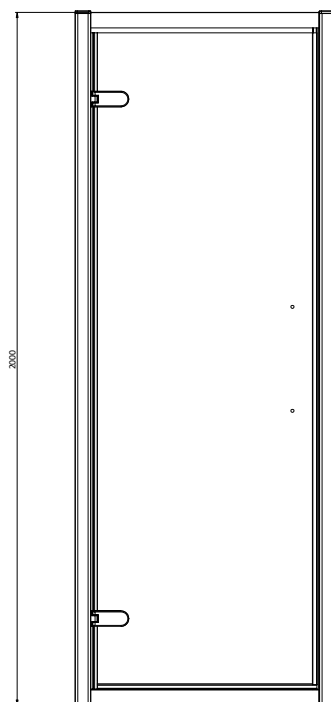
CATEGORY	Showering
WARRANTY DETAILS	Lifetime
COLOUR	Chrome
FINISH APPLICATION	Anodised
PRIMARY MATERIAL	Glass
SECONDARY MATERIAL	Aluminum
INSTALL TYPE	Wall Mounted
PRODUCT WIDTH MM	750
PRODUCT HEIGHT MM	2000
PRODUCT LENGTH MM	8
PRODUCT NET WEIGHT KG	12.8
STANDARDS	EN14428

HANDING SHOWERING	Universal
GLASS THICKNESS	8mm
EASY CLEAN	Yes
MAGNETIC DOOR STRIPS	Yes
POWER SHOWER PROOF	Yes
NUMBER OF DOORS	1
SOFT CLOSING DOORS	No
SAFETY GLASS	Yes
REMOVABLE SEALS	Yes
WET ROOM COMPATIBLE	Yes
DOOR A INFORMATION	Hinged door
DOOR OPENING	610

TECHNICAL DIMENSIONS

Dimensions in mm unless otherwise specified.

Tolerances (per material type) apply.



Hinge door 800

SPARES LIST

Only the parts labelled are available as spares.

SPARES AVAILABLE UPON REQUEST