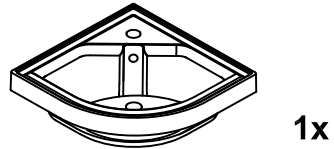


Care and Maintenance

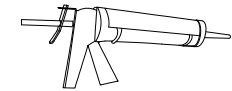
Please leave with the householder

This basin or counter top is made of Polymarble and should only be cleaned using a soft damp cloth. Do not use bleach or any abrasive cleaner. The surface can be damaged by very hot water. Do not pour boiling water onto it or stand very hot objects on it.

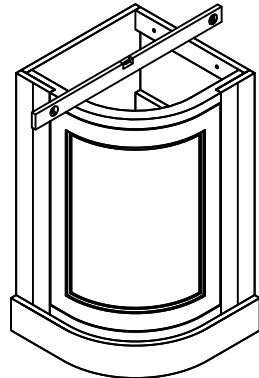
Parts Supplied:



Tools Required:

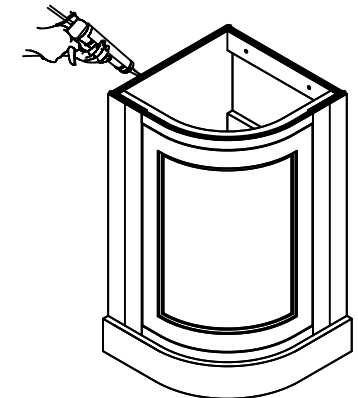


1



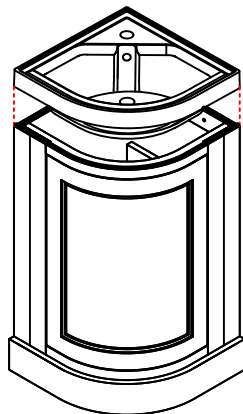
- Make sure that the cabinet is level, and flush.

2

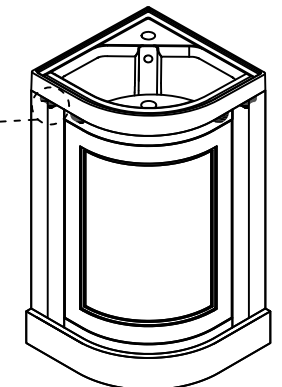
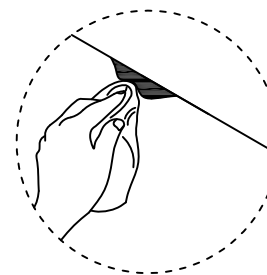


- Place silicon seal to top surfaces where basin sits, and back edge of basin to wall.
 Apply a bead of silicone to hold the basin in position and to prevent water collecting between the basin and the cabinet. If water is allowed to collect between the basin and the cabinet it can cause damage to the furniture panels.

3



4



- The Basin should be cleaned using soft damp cloth with common detergent. Do not use any abrasive agents.